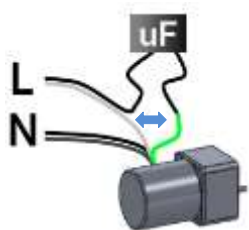
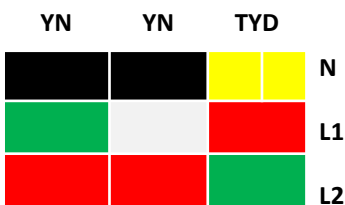


INSTALLING YN & TYD GEAR MOTOR:

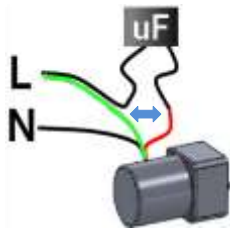


	Capacitor uF	12 PIN N	12 PIN L1	12 PIN L2	8 PIN 10 PIN N	8 PIN 10 PIN L1	8 PIN 10 PIN L2
YN60 3wire	0.8-1.0						
YN70 3wire	1.2-1.8						
YN80 3wire	2.0-2.5						
YN60 4wire	0.8-1.0						
YN70 4wire	1.2-1.8						
YN80 4wire	2.0-2.5						
TYD60	0.5-0.6						
TY60	0.6-0.8						
TYD64	0.5-0.8						
YN 60	1.0						
YN 70	1.5-1.8						
YN 80	2.0						

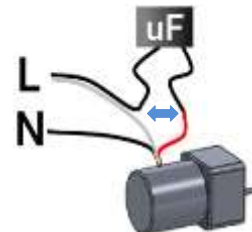
Connecting motorprint MOTOR (12 PIN)



Connecting motorprint MOTOR (8 og 10 PIN)



Connecting motorprint MOTOR CAP.



Change of direction.

Swapping wires on L1 and L2 changes the direction of rotation.