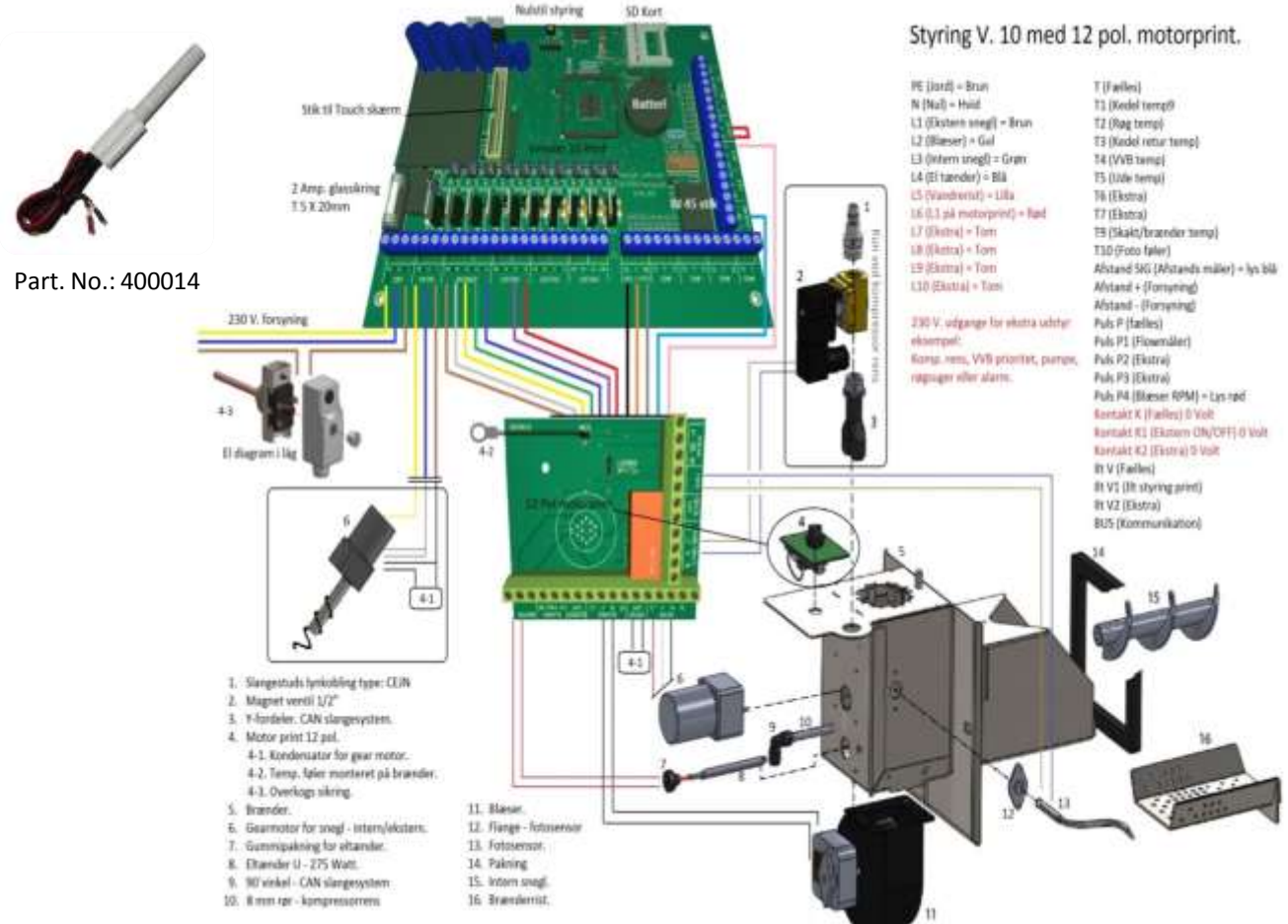


INSTALLING CERAMIC HEATING ELEMENT 300 W.




Recommended adjustments:

Settings when the boiler room is heated:


- Preheating **30 sek.**
- Power **50 %**
- Max time **5 min.**
- Blower low **30 %**
- Blower middle **20 %**
- Blower high **40 %**

Setting when the boiler room is unheated:


- Preheating **60 sek.**
- Power **50 %**
- Max time **5 min.**
- Blower low **30 %**
- Blower middle **20 %**
- Blower high **40 %**



Protection tube



The ceramic heating element must not be in contact with any metal surface



There must be a minimum of 3 mm air around the heating element



Protection tube for ceramic heating element
Part. No.: 400066

Connection:
Burner Print

Ign.

Ign.